

# Quick Start Guide

jstor.org



JSTOR is a digital library of academic journals, books, and primary sources. JSTOR is highly interdisciplinary, and includes academic research from more than 70 disciplines.

## ACCESS TO JSTOR

JSTOR is available both on campus and off campus. Having trouble getting access to JSTOR? Look for your school login link on JSTOR's Login Page ([jstor.org/action/showLogin](https://www.jstor.org/action/showLogin)) or contact your library for assistance.

## SEARCHING JSTOR

JSTOR supports full-text keyword searching across all of the content on the platform. There are two search options on JSTOR, a Basic Search ([jstor.org](https://www.jstor.org)) and an Advanced Search ([jstor.org/action/showAdvancedSearch](https://www.jstor.org/action/showAdvancedSearch)).

### Tips for using the Basic Search:

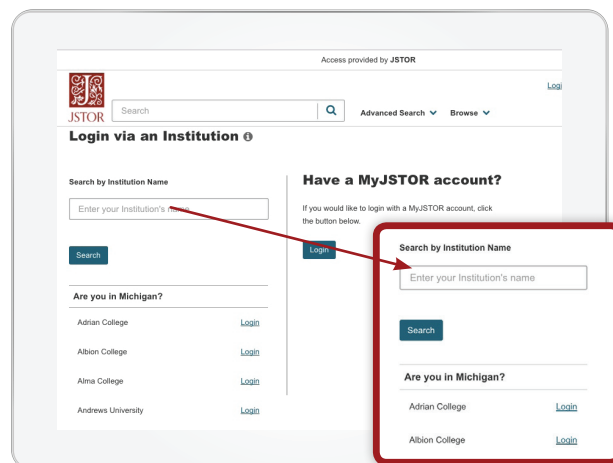
- Place words within quotation marks to search for exact phrases (“to be or not to be”).
- Use Boolean operators to construct a better search (“tea trade” AND china).

### Tips for using the Advanced Search:

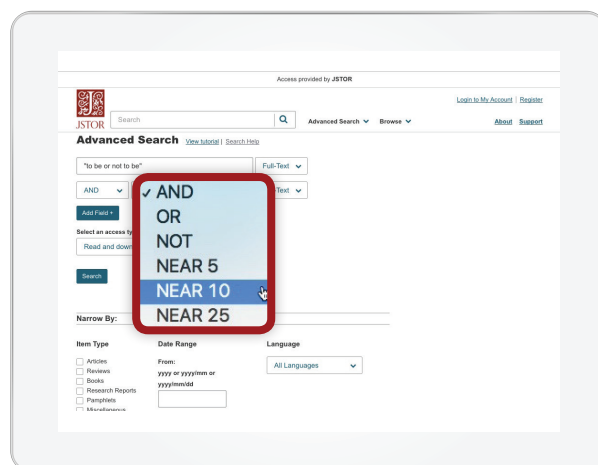
- Use the drop-down boxes to limit search terms to the title, author, abstract, or caption text.
- Use the drop-down boxes to combine search terms using AND/OR/NOT.
- Use the “Narrow by” options to search only articles, include/exclude book reviews, search for content published during a particular time frame, or in a particular language.

The default setting for search results is to show matches for only content licensed or purchased by the library, but you may choose to change this setting.

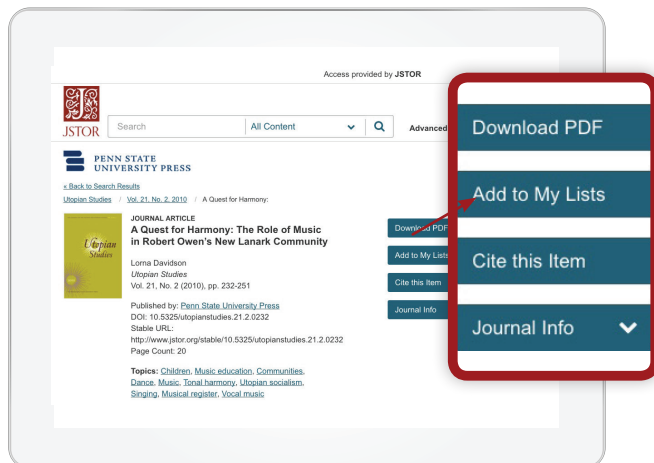
Get more detailed search help at:  
[guides.jstor.org/howto-search](https://guides.jstor.org/howto-search)



[jstor.org/action/showLogin](https://www.jstor.org/action/showLogin)



[jstor.org/action/showAdvancedSearch](https://www.jstor.org/action/showAdvancedSearch)



## USING CONTENT ON JSTOR

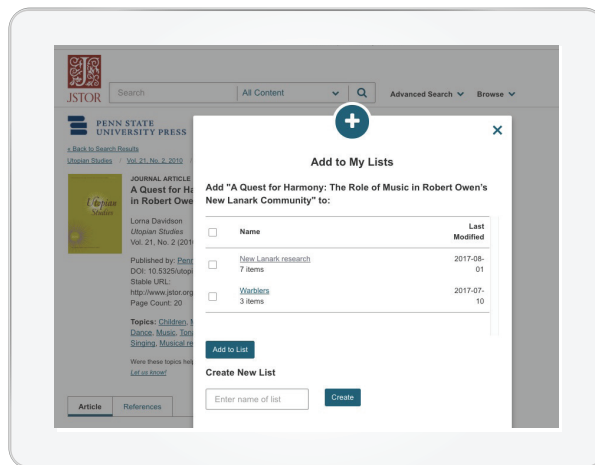
The “view” page for each item on JSTOR provides many ways to use the content, including reading the full text online and a PDF option for downloading. Look for the blue “Download PDF” button.

Citations for any item on JSTOR may be emailed, exported, or copied from the item view page. JSTOR provides pre-formatted citations in MLA, APA, and Chicago styles for quick copying and pasting.

## ORGANIZING YOUR RESEARCH WITH MY LISTS

The My Lists feature on JSTOR provides the ability to create multiple lists to store and organize citations for articles and other items on JSTOR. You can create multiple lists for different topics and projects.

The “**Add To My Lists**” button appears on the search results pages and journal and book chapter pages. Lists are stored within a free MyJSTOR account and can be accessed at any time from your account.



## JSTOR FAQs

### Is all journal content on JSTOR peer reviewed?

Nearly all of the journals collected in JSTOR are peer-reviewed publications, but the archives also contain primary sources and content that is much older than today’s standard peer-review process.

### Why can't I access the full-text of all content on JSTOR?

Libraries can select different collections on JSTOR, and your library may not subscribe to all collections. Contact your librarian for more information.

### What is the “moving wall?”

Much of the journal content on JSTOR has a “moving wall,” a set period of time (usually three to five years) between a journal issue’s publication date and its availability as archival content on JSTOR.

### Where can I find guides to content on JSTOR for my area of study?

Subject-specific research guides for JSTOR are available at [guides.jstor.org](http://guides.jstor.org), along with a more detailed “How to Use JSTOR” guide for students (<http://guides.jstor.org/how-to-use-jstor>).